



MODEL# A25C-1 / STYLE# 42438

4 Tier Rolling Cart With Bamboo Cutting Board

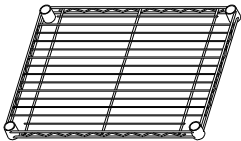
Assembly Instructions

Questions, Problems, Missing Parts?

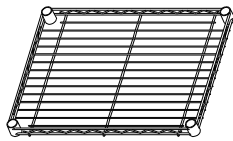
Before returning to your retailer, CALL OUR CUSTOMER SERVICE DEPARTMENT at 1-866-375-7994, 9 a.m. - 5 p.m. EST. MONDAY- FRIDAY or E-Mail: sales@shelfadditions.com

PACKAGE CONTENTS

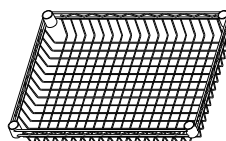
A - Shelf (Lip Down) x 1



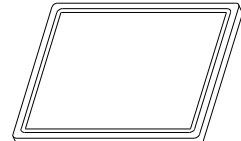
B - Shelf (Lip Up) x 2



C - Basket Shelf x 1

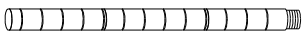


D - Bamboo Cutting Board x 1



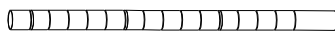
E - Top Pole x 4

(Pole Cap & Connector Pre-installed)



F - Bottom Pole x 4

(Pole Insert Pre-installed)




G - Plastic Tapered Lock x 40

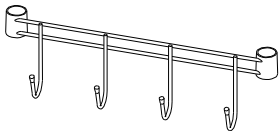
+ 2pcs extra



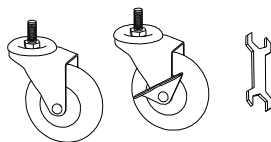
H - U-style Handle x 1



I - Side Bracket w/Hooks x 1



J - 4in. Casters x 4 (Locking x 2 + Wrench x 1)



No tools required for assembly. Helpful - Rubber Mallet

Note: Black plastic discs between shelf collars are for packaging purpose. They are NOT NEEDED. Discard upon assembly.

Special Warning



Assemble the item on a soft, non-abrasive surface, such as carpeting, to avoid scratching the finish. Use care when handling. May require two adults for safe assembly. Make sure you install the U-style Handle before you install the top shelf.

Care and Maintenance

Periodically check and make sure that all components are in their proper position, are free from damage and that all connectors are tight.


Assembly Instruction Estimated Assembly Time: Approximately 20 minutes

Casters Installation: Screw caster stem into the pole insert of bottom pole completely.

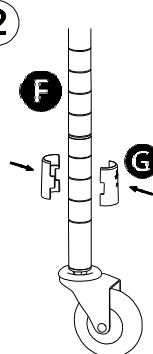
Two locking casters on one side of the unit and two non-locking casters on the other side of the unit. Use wrench to tighten securely.

Total unit weight capacity with casters is 600 lbs. Do not overload.

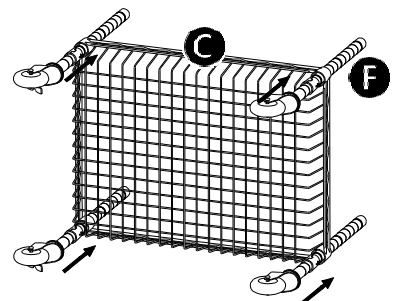
1



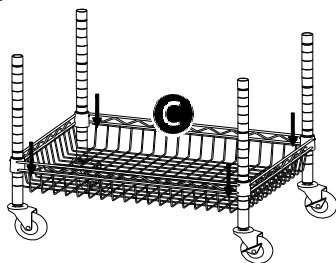
2



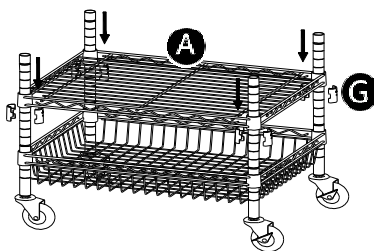
3



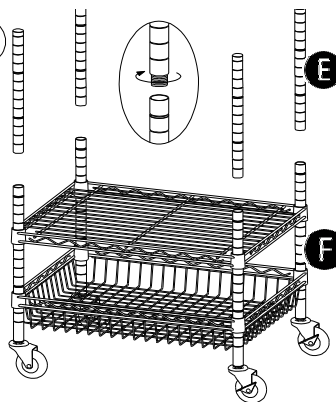
4



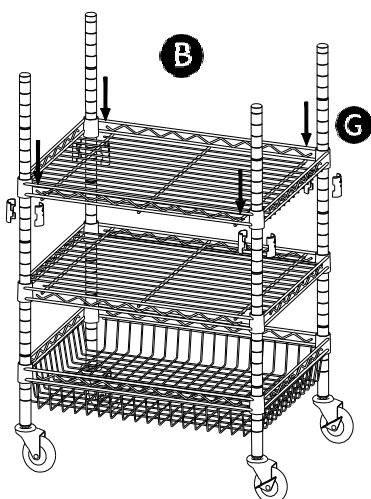
5



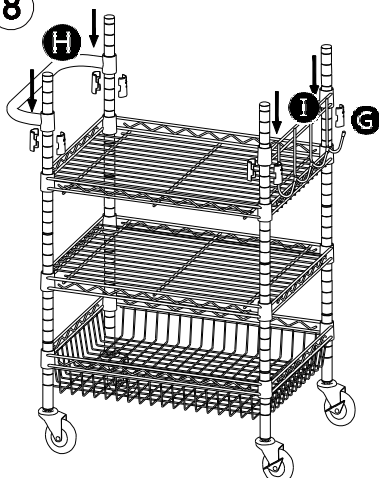
6



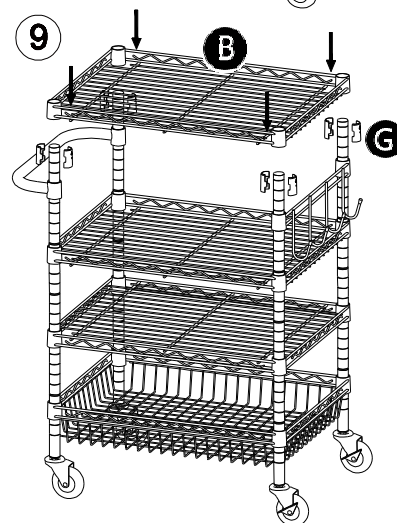
7



8



9

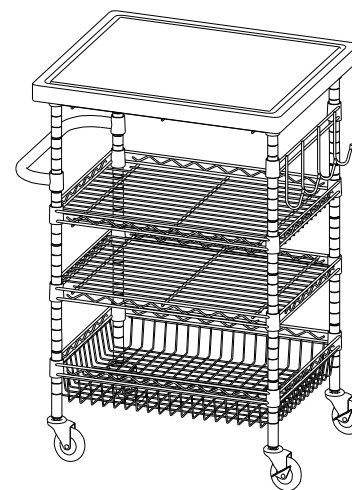
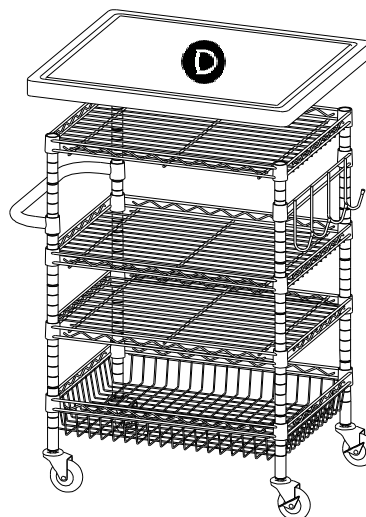
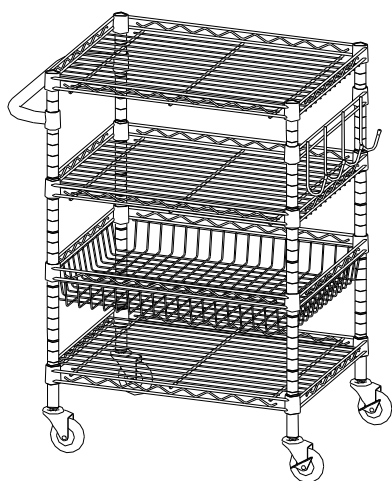


10

4 Tier rolling cart without
Bamboo cutting board is
ready to use.

11

Place the bamboo cutting board on top of the shelf lip up.
The grooves on the bottom of the bamboo cutting board will
fit exactly on the shelf. Remove board to clean thoroughly.



1-YEAR LIMITED WARRANTY

The manufacturer warrants this product to be free from defects in workmanship and material present at time of shipment from the factory for one year from the date of purchase. This warranty applies only to the original purchaser. The manufacturer agrees to correct such defect at no charge or at our option replace the product with a comparable or superior model.

To obtain warranty service, call our customer service department at 1-866-375-7994 for return authorization and shipping instructions. You may be required to present a copy of your sales receipt as proof of purchase. All cost of removal and reinstallation are the expressed responsibility of the purchaser. Any damage to the product by accident, misuse or improper installation, or by affixing accessories not produced by the manufacturer, are the purchaser's responsibility.

There is no further expressed warranty. The manufacturer disclaims any and all implied warranties. The manufacturer shall not be liable for incidental, consequential or special damages arising at or in connection with product use or performance except as may otherwise be accorded by law. This warranty gives you specific legal rights and you also have other rights that vary from state to state. This warranty supersedes all prior warranties.